
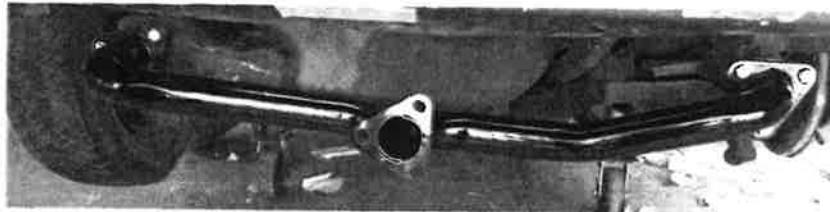


Installation of 00-3714-0

1. Remove existing exhaust. Do not remove heater boxes
2. Loosen all 12 nuts from heater boxes. Loosening the heater boxes will allow wider or narrower movement and insure proper fit with the header.



3. Bolt on new exhaust header to heater boxes.




4. Bolt on muffler to header and tighten all nuts.



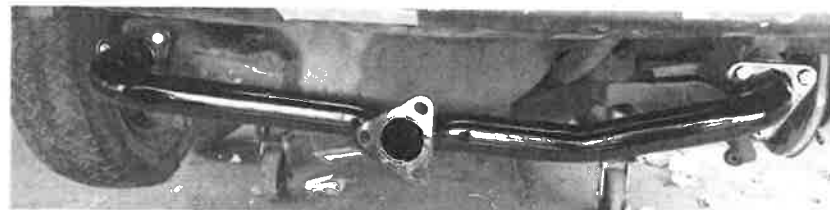
99-4430-0/0716

Installation of 00-3714-0

1. Remove existing exhaust. Do not remove heater boxes
2. Loosen all 12 nuts from heater boxes. Loosening the heater boxes will allow wider or narrower movement and insure proper fit with the header.



3. Bolt on new exhaust header to heater boxes.



4. Bolt on muffler to header and tighten all nuts.



99-4430-0/0716