

DRIVER RESTRAINT SYSTEMS

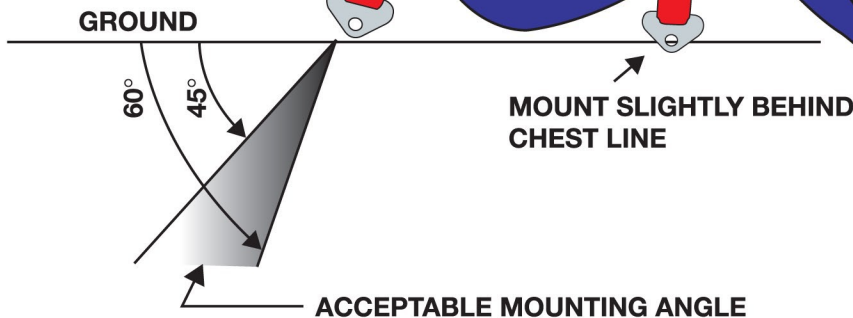
Installation Tips

MOUNT 0 TO 10° BELOW SHOULDER

▲ 10°

1. Lap belt must be anchored to the frame rail or roll cage as close to the hip as possible at an angle of 45 degrees, but no greater than 60 degrees to the ground.

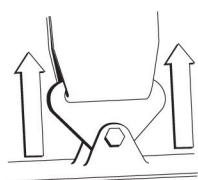
2. 5-Point Anti-Submarine Belt should be anchored on or slightly behind the Chest Line. **6-Point Anti-Submarine Belt** should be anchored at an angle of 20 degrees behind the Chest Line as measured from the intersection of the Chest Line and the lap belt buckle. Mounts should be approximately 8 to 12 inches apart (approximately located under each hip and as close to the body as possible).



MOUNTING BRACKETS


Mounting brackets should be installed at an angle that is compatible with the direction of pull on the webbing under full load. Preferred mount is in a double shear with allowance for the bolt-in bracket to pivot and align toward the direction of the load as shown in Figure 1.

FIGURE 1



CORRECT

FIGURE 2




INCORRECT

FIGURE 1 AND FIGURE 2

All mounting brackets should be attached directly to the frame or chassis of the car and installed to limit the driver's body travel both upward and forward. Do not weld around or near belts or belt hardware.

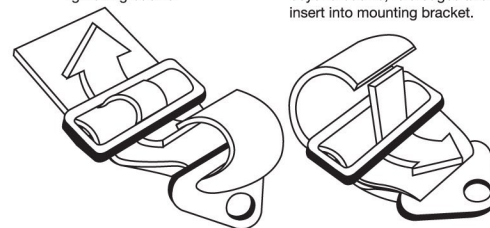
Minimum specification for bolts and washers to attach the seat belts, harnesses and anti-submarine belt hardware are Grade 8.

"LOCKING" the 3-bar Slide Adjuster shown in Steps 1 through 4 is **VERY IMPORTANT**. The 3-Bar Slide Adjuster must be located as close as possible to the Bolt-in bracket or Roll Bar (In Wrap Around design).



STEP 1: Insert strap through tightening buckle.

STEP 2: Pull strap to 8"-10" beyond buckle, fold edges and insert into mounting bracket.



STEP 3: Fold back strap and reinsert through buckle as shown.

STEP 4: Fold back strap again and insert through bottom portion of buckle.

WARNING

THIS ARTICLE IS SOLD WITHOUT WARRANTY EXPRESSED OR IMPLIED. NO WARRANTY OR REPRESENTATION IS MADE AS TO THIS PRODUCT'S ABILITY TO PROTECT THE USER FROM ANY INJURY OR DEATH. THE USER ASSUMES THAT RISK. THE EFFECTIVENESS, WARRANTY AND LONGEVITY OF THIS EQUIPMENT ARE DIRECTLY RELATED TO THE MANNER IN WHICH IT IS INSTALLED, USED AND/OR MAINTAINED. THE USER ASSUMES THE RISK. NO WARRANTY OR REPRESENTATION IS MADE AS TO ITS ABILITY TO PROTECT AGAINST SERIOUS INJURY OR DEATH WHICH MIGHT RESULT FROM CIRCUMSTANCES BEYOND THE CONTROL OF CROW ENTERPRISES.