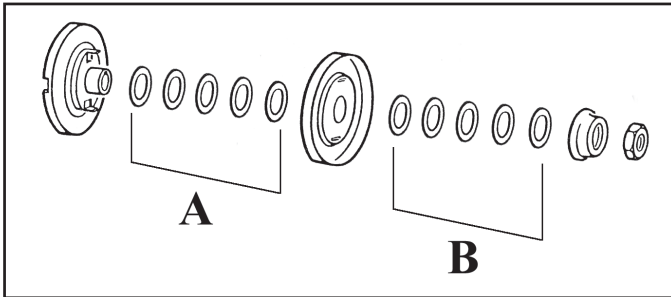




Instructions for Alternator / Generator Shim Kit #9197

Generator / alternator pulleys require a minimum of 10 shims to be used. These shims are used to adjust the belt tension. To tighten the belt, move shims from location A to location B. To loosen the belt move shims from location B to location A. At all times the total number of shims (A+B) should never be less than 10 because they are only moved between the two locations never removed. After proper belt tension has been achieved torque the nut to 43 ft. lbs. Failure to properly shim and torque the pulley halves will result in rapid pulley failure and damage to the generator / alternator which will not be covered under warranty.

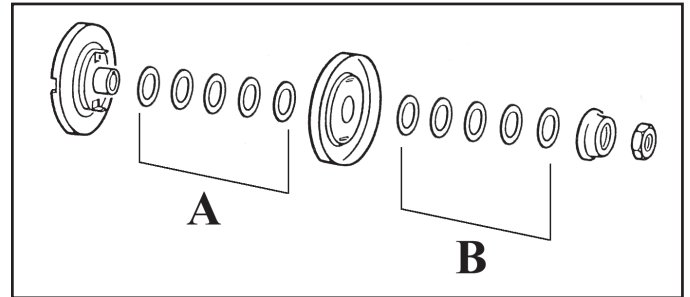


99-4044/0104



Instructions for Alternator / Generator Shim Kit #9197

Generator / alternator pulleys require a minimum of 10 shims to be used. These shims are used to adjust the belt tension. To tighten the belt, move shims from location A to location B. To loosen the belt move shims from location B to location A. At all times the total number of shims (A+B) should never be less than 10 because they are only moved between the two locations never removed. After proper belt tension has been achieved torque the nut to 43 ft. lbs. Failure to properly shim and torque the pulley halves will result in rapid pulley failure and damage to the generator / alternator which will not be covered under warranty.

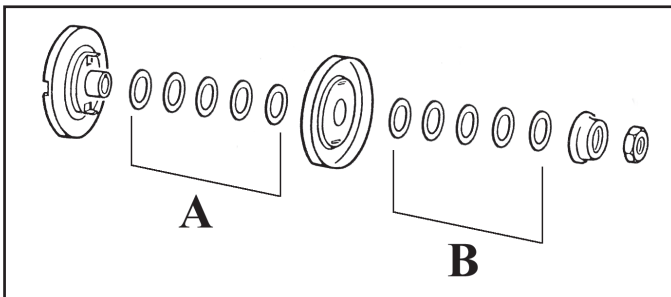


99-4044/0104



Instructions for Alternator / Generator Shim Kit #9197

Generator / alternator pulleys require a minimum of 10 shims to be used. These shims are used to adjust the belt tension. To tighten the belt, move shims from location A to location B. To loosen the belt move shims from location B to location A. At all times the total number of shims (A+B) should never be less than 10 because they are only moved between the two locations never removed. After proper belt tension has been achieved torque the nut to 43 ft. lbs. Failure to properly shim and torque the pulley halves will result in rapid pulley failure and damage to the generator / alternator which will not be covered under warranty.

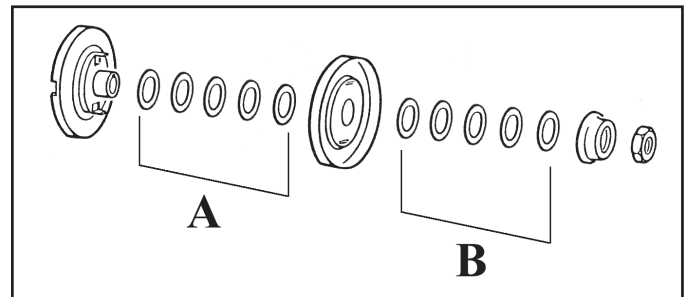


99-4044/0104



Instructions for Alternator / Generator Shim Kit #9197

Generator / alternator pulleys require a minimum of 10 shims to be used. These shims are used to adjust the belt tension. To tighten the belt, move shims from location A to location B. To loosen the belt move shims from location B to location A. At all times the total number of shims (A+B) should never be less than 10 because they are only moved between the two locations never removed. After proper belt tension has been achieved torque the nut to 43 ft. lbs. Failure to properly shim and torque the pulley halves will result in rapid pulley failure and damage to the generator / alternator which will not be covered under warranty.



99-4044/0104